

## 1. Assembly adapter (for vario-speed angle grinders Ø 125 mm)



Flex / Fein



Bosch / Maktita / Metabo / Milwaukee



Suhner


## 2. Assembly MultiGrinder attachment



Put on the base body



Clamp the lever



Put on the drive wheel

### GeBrax GmbH

Obere Hommeswiese 41-45  
57258 Freudenberg  
Germany

Phone: +49 27 34 / 28 474-0  
Fax: +49 27 34 / 28 474-10

E-Mail: [info@gebrax.de](mailto:info@gebrax.de)  
[www.gebrax-abrasives.com](http://www.gebrax-abrasives.com)


Further information on request. Subject to technical changes.

A detailed instruction manual (including safety instructions) comes with every attachment and / or the angle grinder that is been used.

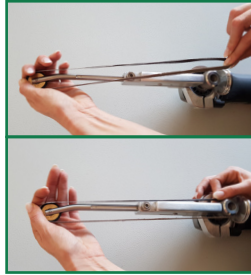
# Assembly instructions

## MultiBrax®

### as a belt file



Insert grinding arm and turn by 90 °




Tension the grinding belt over the contact roll and drive roll




Click in and fasten the short protective tube with the screw


### as a fillet weld / Roloc grinder



Insert grinding arm and turn by 90 °



Tension the drive belt over the multifunctional roll and drive roll



Click in and fasten the long protective tube with the screw and remove the screw plug from the intake



Mount discs for fillet weld grinding on the spindle



Mount the Roloc disc in the Roloc intake

#### GeBrax GmbH

Obere Hommeswiese 41-45  
57258 Freudenberg  
Germany

Phone: +49 27 34 / 28 474-0  
Fax: +49 27 34 / 28 474-10

E-Mail: [info@gebrax.de](mailto:info@gebrax.de)  
[www.gebrax-abrasives.com](http://www.gebrax-abrasives.com)

Further information on request. Subject to technical changes.

A detailed instruction manual (including safety instructions) comes with every attachment and / or the angle grinder that is been used.